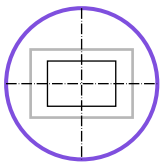




# RTK Videogrammetry

## How to Record Guide




### FOCUS ON THE CENTER

- Keep essential features in the center of the camera sensor
- Edges can distort images and reduce clarity



### WALK SLOWLY

- Slow movements minimize motion blur
- Telemetry data updates only once or twice per second



### AVOID REPETITIVE FOOTAGE

- It might confuse surface recognition
- It might lead to duplicated points or misaligned surfaces



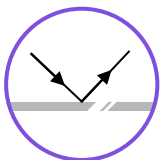
### AVOID PAINTING MOTION

- Walk during the recording, don't stand in one place (no painting motion)
- Rather step back to capture a wider frame



### PLAN YOUR PATH

- Avoid obstacles and ensure safe recording
- Ensure you capture all the necessary details



### BE AWARE OF REFLECTIVE SURFACES AND SHADOWS

- Reflective surfaces like windows or water cause distorted results
- Strong shadows can result in a loss of details and information